INTERCOOL
COOLING TOWERS

方型直交流式 CROSS-FLOW TYPE

結構及材質明細 Construction

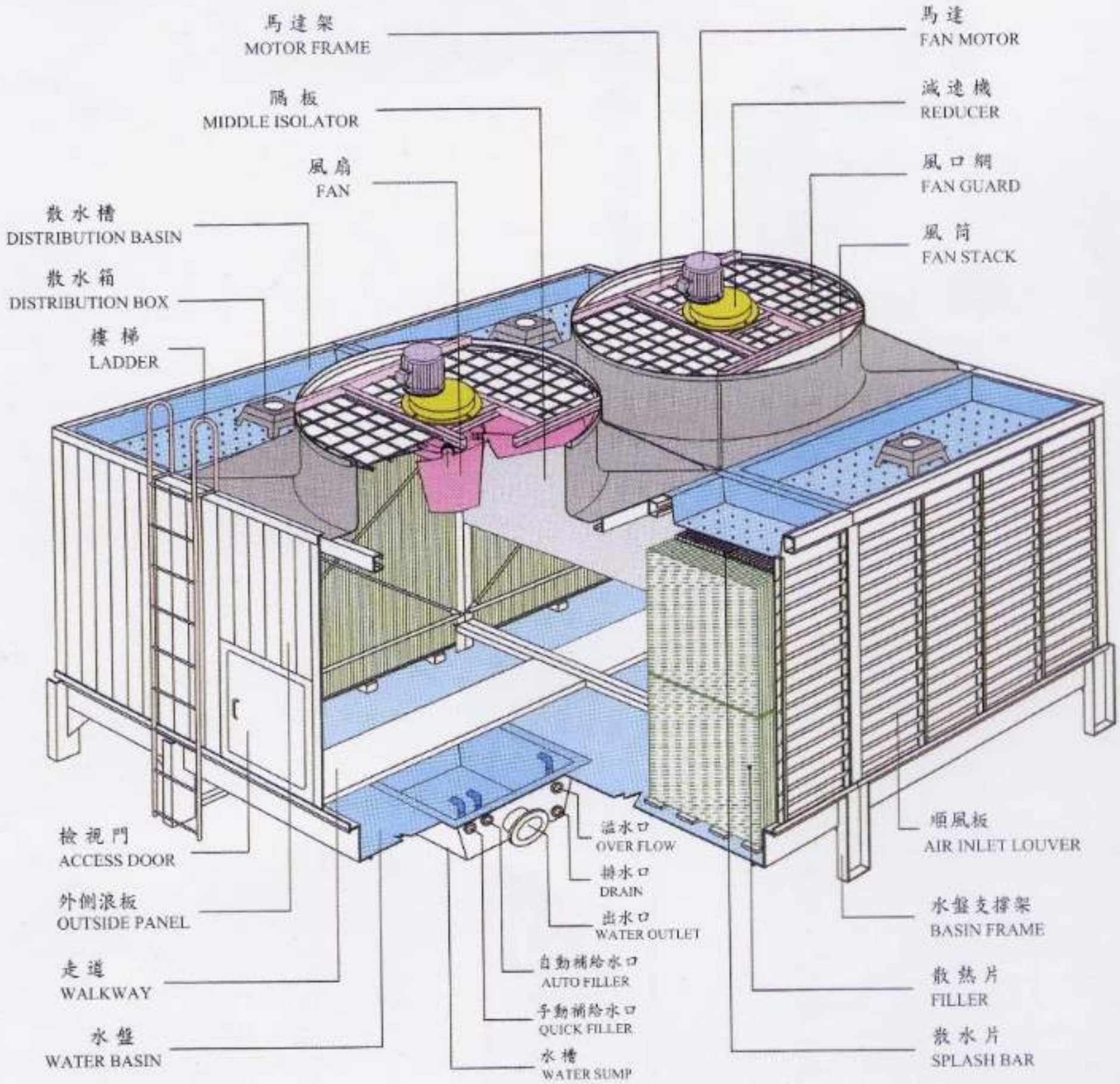

標準材質 (STANDARD SPECIFICATIONS)

品名 DESCRIPTION	材質 MATERIAL	品名 DESCRIPTION	材質 MATERIAL
馬達架 MOTOR FRAME	熱浸鍍鋅鐵材 H.D.G.S.	馬達 FAN MOTOR	全密閉式 Totally Enclosed
隔板 MIDDLE ISOLATOR	F.R.P.	傳動方式 FAN DRIVE	直接/減速機 Direct or Reducer
風扇 FAN	鋁合金 Aluminum Alloy	風口網 FAN GUARD	熱浸鍍鋅鐵材 H.D.G.S.
散水槽 DISTRIBUTION BASIN	F.R.P.	風筒 FAN STACK	F.R.P.
散水箱 DISTRIBUTION BOX	F.R.P.	順風板 AIR INLET LOUVER	P.V.C.
樓梯 LADDER	熱浸鍍鋅鐵材 H.D.G.S.	水盤支撐架 BASIN FRAME	熱浸鍍鋅鐵材 H.D.G.S.
檢視門 ACCESS DOOR	F.R.P.	散熱片 FILLER	P.V.C.
外側浪板 OUTSIDE PANEL	F.R.P.	散水片 SPLASH BAR	P.V.C.
走道 WALKWAY	熱浸鍍鋅鐵材 H.D.G.S.	水槽 WATER SUMP	F.R.P.
水盤 WATER BASIN	F.R.P.	REMARK: H.D.G.S. (Hot Dip Galvanized Steel)	

冷卻水塔安裝時注意事項

Instruction for the installation of Cooling Tower

I 場地的選擇

(1) 屋頂或空氣暢流地方.

(2) 避免裝於煤煙及灰塵多之處.

(3) 避免有腐蝕性氣體發生之處.

(4) 應遠離鍋爐室、廚房或其他熱源的場所.

(5) 選擇空曠的空氣吸入口；水塔兩側入風口與牆壁或障礙物應保持一定的距離，且障礙物之高度不應高於水塔之高度.

II 按裝方向及置放要領

(1) 注意易於配管.

(2) 置放時應平放，不能傾斜，以免散水不均而影響冷卻效果.

(3) 基礎螺絲應栓緊.

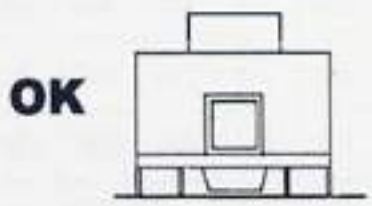

III 配管

(1) 循環水出水管配管，向下為佳，避免高突之配管，請注意不能有高於下方貯水槽之配管.

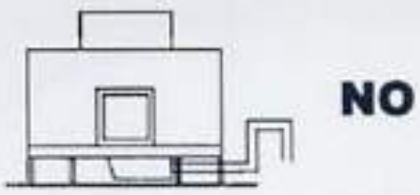

(2) 配管之大小應照塔底之接管尺寸裝接；過小影響效果，過大浪費材料.

(3) 循環水泵應低於下部貯水槽水位以下.

(4) 兩台以上冷卻水塔並用，只使用一台水泵時，水槽須另配裝一連通管，使兩水塔之水位同高.

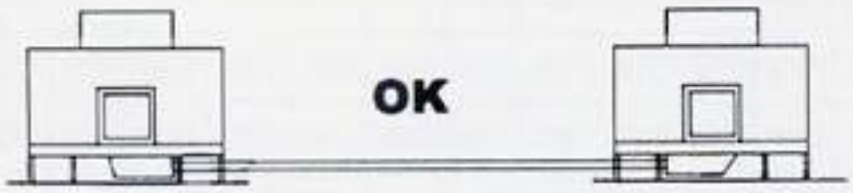

(5) 4 英吋，即 10 公分以上之循環水出入口接管處宜用防振軟管（高壓橡膠管等）.可防止塔身因管路之振動，且可避免因配管不正而使水槽破裂之損失.

I Location Selection

(1) Roofs or other open places are the best sites for Cooling Tower.

(2) Keep away from smoke and dusty yards.

(3) Avoid Places where corrosive gases exist, such as chimneys or hotsprings.

(4) Keep away from hot places such as boilers, Kitchens, etc.

(5) The distance of the air inlet has to be kept such distance from the building against shielding wind.

II Position

(1) See that the piping can carried out easily.

(2) Be sure to place the tower vertically lest uneven sprinkling lower the cooling efficiency.

(3) Tighten the anchor bolts.

III Piping

(1) The outlet pipe must has a downward installation and be lower than the pipe connections of the water sump.

(2) The pipe should be the same size as the pipe connections on the water sump. Smaller ones will lower the cooling efficiency and larger ones will be a waste of material.

(3) The circulating pump must be located below the water sump under normal operation.

(4) Twin cooling towers with one pump must also share an additional equalizer between each other so that the water in both towers will have the same level.

(5) High pressure type flexible tubes must be used at the joints of circulating outlet, and inlet whose sizes are over 4 inches (100m/m) so as to prevent vibration transmitted from the piping, and breakage of the water basin caused by improper piping.

冷卻水塔型式選定表

Cooling Tower Model Selection Chart

標準設計
Standard Design
▽

濕球溫度= **W. B.** (Wet Bulb Temperature) ℃
限界水量= **Water Flow limit** L / min

W. B.	27 ℃												28 ℃											
溫度差(℃) RANGE	5			6			7			8			5			6			7			8		
水溫度 Temp. / 水量 Water Flow / Model	37	36	35	38	37	36	39	38	37	40	39	38	38	37	36	39	38	37	40	39	38	41	40	39
	|	|	|	|	|	|	|	|	|	|	|	|	|	|	|	|	|	|	|	|	|	|	|
	32	31	30	32	31	30	32	31	30	32	31	30	33	32	31	33	32	31	33	32	31	33	32	31
ICS 40	520	410	335	450	370	300	400	340	270	370	320	260	560	440	360	480	390	320	420	360	290	395	330	270
50	650	510	415	570	460	370	500	430	340	470	400	320	690	550	450	600	480	400	530	440	360	485	410	335
60	780	610	500	680	550	450	600	510	405	560	470	385	830	650	520	710	580	470	630	530	430	585	500	400
70	910	710	580	800	650	530	690	600	480	650	550	450	970	760	610	830	680	550	740	620	510	680	580	470
80	1040	820	660	900	750	600	790	680	540	750	640	520	1100	870	700	950	770	640	850	710	580	770	660	535
100	1300	1020	840	1150	950	750	1000	850	680	920	790	640	1400	1090	870	1200	960	790	1050	880	720	970	820	670
125	1625	1270	1050	1400	1150	920	1250	1060	850	1150	990	800	1750	1360	1100	1500	1200	990	1350	1100	900	1220	1030	840
150	1950	1550	1250	1700	1400	1110	1480	1270	1020	1400	1180	960	2080	1630	1340	1800	1450	1180	1600	1320	1100	1460	1230	1000
175	2275	1800	1500	1950	1600	1300	1750	1510	1200	1650	1390	1120	2400	1900	1550	2100	1680	1390	1850	1540	1300	1700	1450	1170
200	2600	2050	1700	2200	1850	1500	1970	1710	1350	1850	1580	1300	2780	2200	1750	2400	1920	1580	2100	1760	1430	1950	1650	1350
225	2925	2300	1900	2500	2100	1680	2220	1910	1550	2100	1780	1430	3150	2500	1980	2700	2200	1780	2400	2000	1650	2250	1850	1500
250	3250	2550	2100	2800	2300	1850	2470	2120	1700	2300	1950	1600	3500	2800	2180	3000	2400	1950	2700	2200	1800	2420	2050	1680
300	3900	3050	2500	3300	2800	2220	2950	2600	2050	2800	2350	1920	4200	3300	2600	3550	3000	2350	3200	2650	2200	3050	2460	2000
350	4550	3600	2900	3900	3200	2600	3450	3000	2400	3250	2800	2250	4800	3800	3100	4150	3360	2800	3700	3100	2550	3400	2860	2350
400	5200	4100	3300	4400	3700	3000	3950	3400	2700	3700	3200	2600	5600	4400	3500	4750	3850	3200	4200	3520	2900	4000	3280	2680
450	5850	4600	3700	5000	4100	3400	4440	3800	3100	4200	3600	2900	6260	4900	4000	5350	4320	3600	4750	4000	3300	4400	3680	3000
500	6500	5100	4100	5500	4600	3700	4950	4200	3400	4600	4000	3200	6950	5500	4400	6000	4800	4000	5300	4400	3600	4950	4090	3350
600	7800	6100	4950	6600	5500	4500	5950	5100	4100	5500	4700	3850	8350	6500	5300	7100	5760	4700	6300	5300	4300	5800	4900	4000
675	8775	6850	5580	7425	6175	5025	6700	5770	4620	6250	5300	4335	9360	7325	5900	8000	6480	5300	7120	5975	4860	6550	5530	4525
700	9100	7100	5800	7700	6400	5200	6950	6000	4800	6500	5500	4500	9700	7600	6100	8300	6720	5500	7400	6200	5050	6800	5750	4700
750	9750	7600	6200	8250	6900	5600	7400	6300	5100	6900	5900	4800	10450	8200	6600	8900	7200	5900	7900	6600	5400	7300	6150	5000
800	10400	8150	6600	8800	7300	6000	8000	6800	5400	7400	6300	5200	11100	8700	7000	9450	7700	6300	8400	7100	5800	7800	6550	5350
900	11700	9150	7400	9900	8200	6700	9000	7600	6100	8300	7150	5800	12500	9800	7800	10650	8650	7150	9500	8000	6500	8700	7400	6000
1000	13000	10100	8300	11000	9100	7400	9900	8400	6800	9200	7800	6400	13900	10900	8700	11850	9600	7800	10500	8800	7200	9700	8200	6700
1050	13650	10600	8700	11550	9600	7800	10400	9000	7100	9700	8200	6750	14600	11400	9100	12400	10000	8200	11000	9250	7550	10100	8600	7000
1200	15600	12100	9900	13200	11000	8900	12000	10100	8100	11000	9400	7700	16700	13000	10400	14200	11500	9400	12600	10600	8600	11550	9850	8000
1350	17550	13700	11100	14850	12300	10000	13300	11350	9100	12400	10530	8650	18800	14700	11700	16000	12900	10530	14200	11880	9700	13000	11050	9000
1500	19500	15230	12340	16500	13630	11080	14770	12580	10100	13730	11670	9510	20900	16250	13000	17720	14300	11670	15700	13170	10700	14440	12260	10000

註: 外氣濕球溫度(W.B.) 之高低，直接影響到冷卻水塔出口溫度，選定時應視濕球溫度變化來決定其冷卻水塔型式．

The humidity of ambient atmosphere affects directly the outlet temperature of the cooling tower. While it can be selected and ordered, it shall depend on the changes of outside humidity to determine the proper model of the cooling tower.

W. B.	29℃												30℃									31℃	
溫度差(℃) RANGE	5			6			7			8			5			6			7			5	
水量 Water Flow / 溫度 Temp. / Model	39	38	37	40	39	38	41	40	39	42	41	40	40	39	38	41	40	39	42	41	40	40	39
	34	33	32	34	33	32	34	33	32	34	33	32	35	34	33	35	34	33	35	34	33	35	34
ICS 40	580	460	360	510	400	330	440	370	310	410	360	290	630	490	380	545	430	360	480	395	320	520	396
50	720	580	450	635	500	410	550	460	380	510	450	360	790	620	480	675	530	450	600	485	400	660	495
60	870	700	540	760	600	500	680	550	453	610	522	420	950	740	580	820	640	520	710	585	480	790	595
70	1000	800	630	890	700	580	800	650	530	710	610	500	1110	860	660	945	750	610	830	680	560	920	695
80	1150	950	720	1020	800	680	900	750	610	820	700	580	1260	990	760	1080	850	700	950	770	640	1056	790
100	1450	1180	900	1270	1000	820	1100	950	760	1020	870	700	1580	1250	950	1350	1080	870	1200	970	800	1320	990
125	1800	1450	1150	1600	1250	1050	1400	1150	950	1300	1100	895	1980	1530	1200	1700	1350	1100	1500	1220	1000	1650	1240
150	2150	1750	1350	1910	1500	1250	1700	1400	1130	1520	1350	1060	2350	1850	1420	2100	1600	1340	1800	1460	1200	1980	1485
175	2500	2000	1575	2230	1750	1500	2000	1600	1350	1770	1550	1260	2770	2150	1700	2400	1900	1550	2100	1700	1400	2300	1730
200	2900	2300	1800	2550	2000	1700	2200	1850	1510	2050	1750	1400	3150	2470	1900	2750	2200	1750	2400	1950	1600	2600	1980
225	3300	2580	2025	2860	2250	1850	2500	2100	1700	2300	1980	1570	3560	2750	2200	3100	2400	1980	2700	2200	1800	2900	2230
250	3650	2850	2250	3180	2500	2050	2800	2300	1900	2550	2180	1750	3960	3020	2400	3400	2700	2180	3000	2420	2000	3300	2480
300	4300	3450	2700	3800	3000	2500	3400	2750	2250	3100	2600	2100	4780	3700	2900	4100	3200	2600	3600	3000	2400	3960	2980
350	5000	4000	3200	4460	3500	2870	4000	3250	2700	3550	3100	2500	5500	4300	3400	4800	3800	3100	4200	3400	2800	4600	3460
400	5800	4560	3600	5100	4000	3300	4500	3700	3100	4010	3500	2900	6300	4980	3800	5400	4300	3500	4800	4000	3200	5280	3960
450	6500	5150	4050	5730	4500	3700	5000	4100	3500	4550	4000	3200	7130	5550	4300	6100	4800	4000	5350	4400	3600	5940	4450
500	7300	5700	4500	6370	5000	4100	5600	4600	3900	5070	4400	3600	7900	6150	4800	6750	5400	4400	5900	4950	4000	6600	4950
600	8700	6850	5400	7650	6000	4950	6800	5500	4600	6100	5300	4300	9500	7400	5750	8100	6500	5300	7100	5800	4800	7900	5950
675	9800	7710	6075	8600	6750	5550	7600	6250	5120	6850	5900	4830	10700	8375	6400	9125	7250	5900	8000	6550	5370	8875	6740
700	10200	8000	6300	8920	7000	5740	7850	6500	5300	7100	6100	5000	11100	8700	6600	9470	7500	6100	8300	6800	5565	9200	7000
750	11000	8500	6750	9560	7500	6150	8300	6900	5700	7600	6600	5400	11900	9250	7100	10150	8000	6600	8900	7300	5960	9900	7400
800	11600	9100	7200	10200	8000	6560	9000	7300	6200	8150	7000	5700	12600	9864	7600	10800	8500	7000	10100	7800	6360	10500	8000
900	13100	10260	8100	11400	9000	7380	9900	8150	6800	9150	7800	6300	14200	11100	8500	12100	9540	7800	10650	8700	7150	11880	8910
1000	14600	11400	9000	12750	10000	8200	11000	9050	7600	10150	8700	7100	15800	12350	9400	13550	10600	8700	11900	9700	7950	13200	10900
1050	15300	11900	9450	13380	10500	8610	11550	9500	8000	10650	9130	7400	16600	12950	9870	14200	11130	9100	12390	10100	8350	13860	10400
1200	17500	13600	10800	15300	12000	9840	13200	10800	9060	12180	10440	8400	19000	14700	11280	16230	12720	10400	14200	11550	9550	15840	11800
1350	19700	15600	12150	17200	13500	11070	14850	12200	10200	13700	11700	9450	21400	16600	12690	18200	14310	11700	15900	13000	10700	17820	13300
1500	22000	17100	13500	19100	15000	12300	16500	13550	11300	15230	13000	10500	23800	18500	14100	20300	15910	13000	17700	14400	11900	19800	14800

* FOR OTHER AIR AND WATER TEMPERATURE CONDITIONS, PLEASE CONTACT US.

ICS 40 ~ 500 RT 外型尺寸及規格

Dimension & Specification

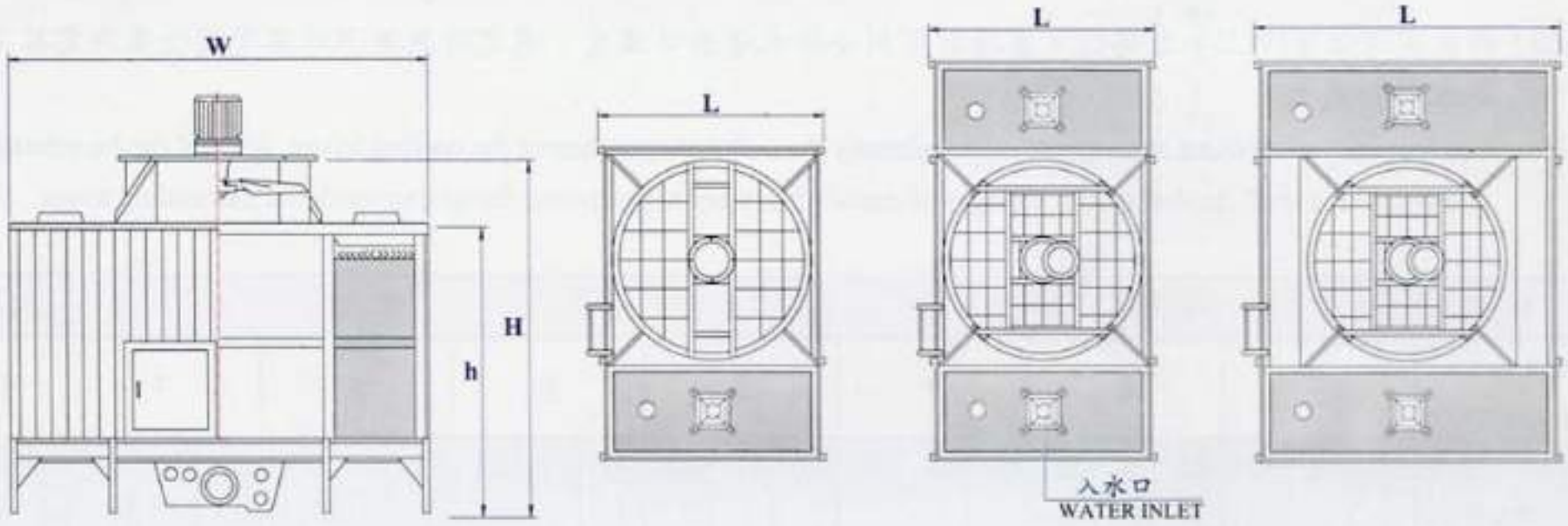

配管圖(PIPING ILLUSTRATE)

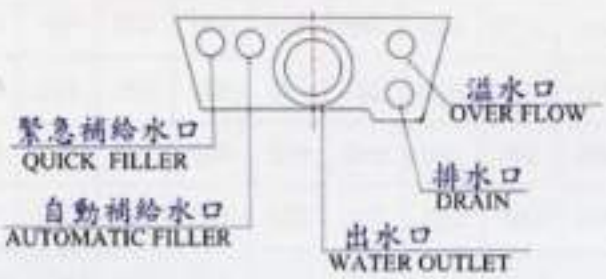

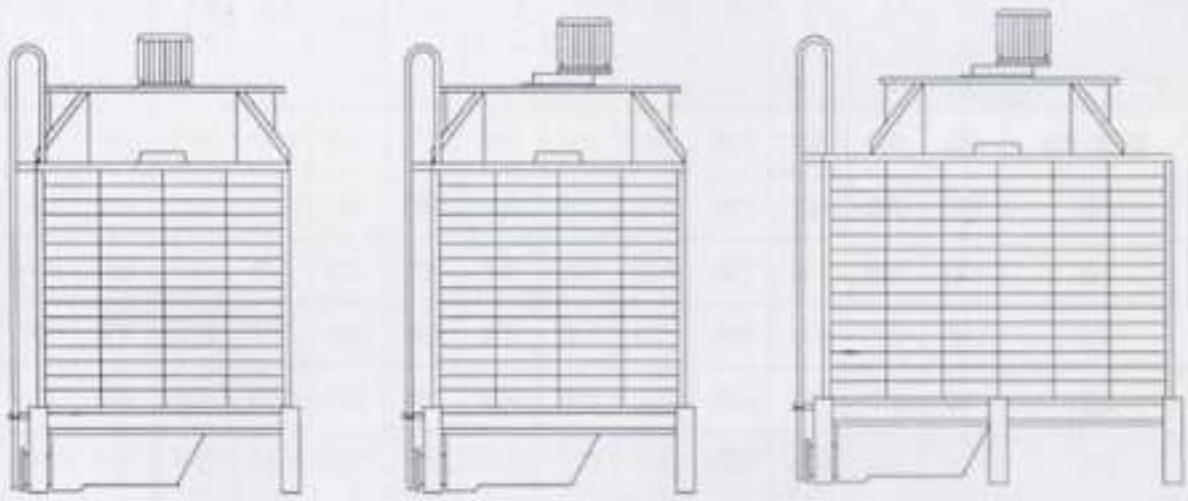

ICS 40 ~ 70RT　　ICS 80 ~ 300RT　　ICS 350 ~ 500RT

型式 Tower Model ICS	外型尺寸 DIMENSION (m/m)				配管尺寸 PIPE CONNECTION (A)						馬達 Motor HP	風扇直徑 FAN ϕ m/m	標準水量 Nominal Water Flow L/min
	W	L	H	h	進水 WATER INLET	出水 WATER OUTLET	排水 DRAIN	溢水 OVER FLOW	自動補給 AUTO. FILLER	緊急補給 QUICK FILLER			
40	2420	1630	2750	2300	65	65	25	25	20	20	1	900	520
50	2420	1630	2950	2500	80	80	25	25	20	20	1	900	620
60	2720	1930	3000	2500	80	80	25	25	20	20	2	1200	780
70	2720	1930	3200	2700	100	100	25	25	20	20	2	1200	910
80	3300	1630	2800	2300	80 * 2	100	40	40	20	20	2	1200	1040
100	3600	1930	2800	2300	80 * 2	125	40	40	25	25	2	1500	1300
125	3600	1930	3000	2500	100 * 2	125	40	40	25	25	2	1500	1625
150	3890	2220	3100	2500	100 * 2	150	50	50	25	25	5	1800	1950
175	3890	2220	3300	2700	100 * 2	150	50	50	25	25	5	1800	2275
200	3890	2220	3500	2900	125 * 2	150	50	50	25	25	5	1800	2600
225	4200	2530	3400	2700	125 * 2	150	50	50	40	40	7.5	2100	2925
250	4200	2530	3600	2900	125 * 2	200	65	65	40	40	7.5	2100	3250
300	4510	2840	3600	2900	150 * 2	200	65	65	40	40	10	2400	3900
350	4780	3710	3600	3050	150 * 2	200	65	65	40	40	10	2700	4550
400	4780	3710	3800	3250	150 * 2	200	65	65	40	40	10	2700	5200
450	5090	4290	3600	3050	200 * 2	250	80	80	50	50	15	3000	5850
500	5090	4290	3800	3250	200 * 2	250	80	80	50	50	15	3000	6500

20A = 3/4 B　25A = 1 B　40A = 1-1/2 B　50A = 2 B　65A = 2-1/2 B　80A = 3 B　100A = 4 B　125A = 5 B　150A = 6B

註: 因技術日新月異，表內規格尺寸如有變動，恕不能隨時奉告。

We reserve the right to make change in the specifications and dimensions without notice.

ICS 40 ~ 500 RT 基礎尺寸

Foundation Details

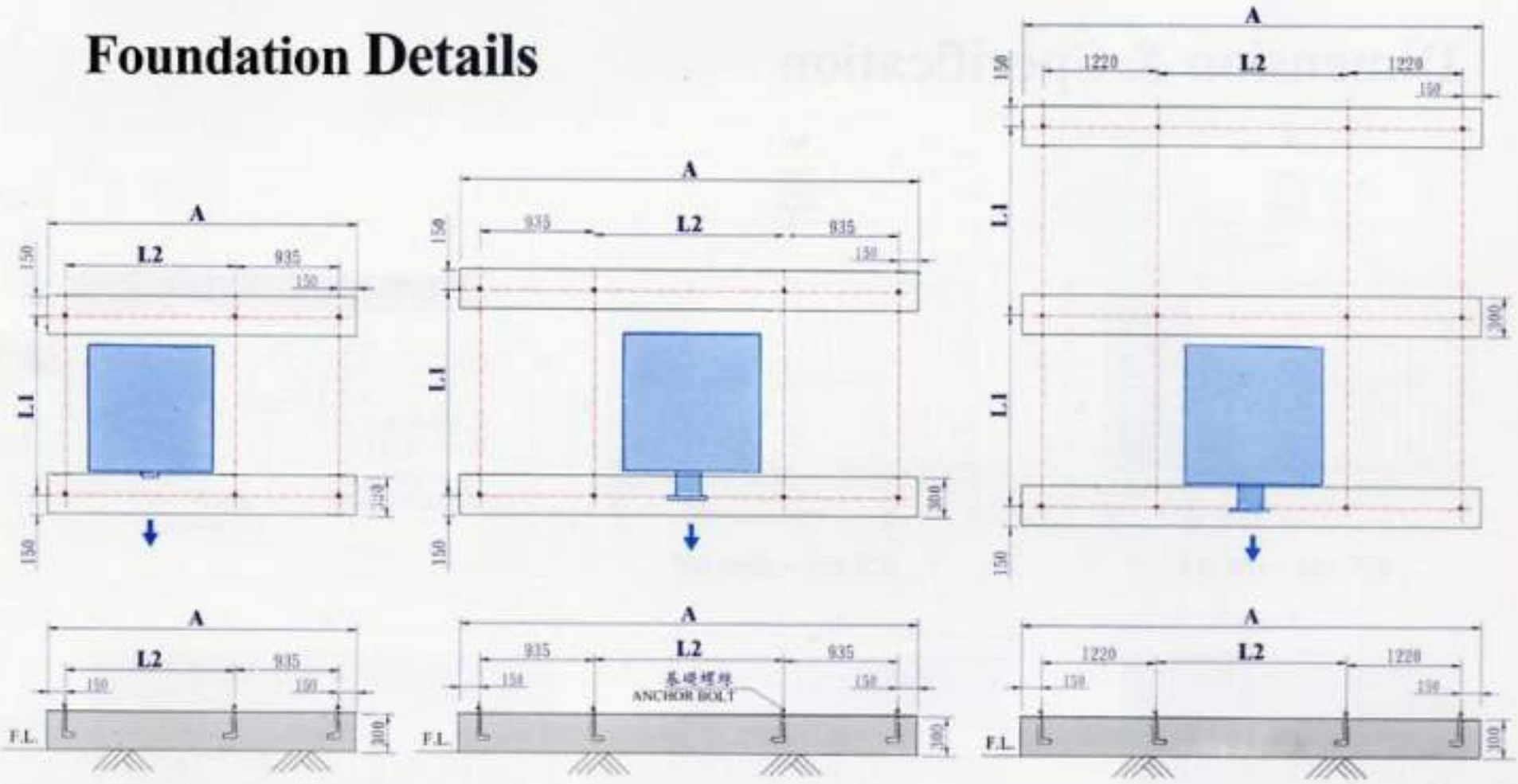

ICS 40 ~ 70 RT　　ICS 80 ~ 300 RT　　ICS 350 ~ 500 RT

註 1: 標準冷卻能力（1RT=3,900Kcal / hr）係以循環水量 13L / min / RT，入口水溫 37℃，出口水溫 32℃，外氣濕球溫度 27℃的條件下設計.

Nominal Cooling Capacity (1RT=3,900Kcal / hr) is based on 13L / min / RT at Inlet Water Temp. 37℃ , Outlet Water Temp. 32℃ and Ambient Wet Bulb Temp. 27℃.

型式 Tower Model ICS	重量 Approx Weight		基礎尺寸 Foundation Dimension			基礎螺絲 Anchor Bolt			標準冷卻能力 Nominal Cooling Capacity (K.Kcal/hr)	塔體揚程 TOWER HEAD (M)
	淨重 DRY (KG)	運轉時重量 Operation (KG)	A (m/m)	L1 (m/m)	L2 (m/m)	規格 Size (m/m)	長度 Length (m/m)	數量 Quantity (pcs)		
40	560	1280	2670	1480	1435	M16	200	6	156	3.0
50	580	1350	2670	1480	1435	M16	200	6	195	3.0
60	630	1500	2970	1780	1735	M16	200	6	234	3.0
70	660	1600	2970	1780	1735	M16	200	6	273	3.0
80	720	1900	3550	1480	1380	M16	200	8	312	3.0
100	780	2150	3850	1780	1680	M16	200	8	390	3.0
125	830	2260	3850	1780	1680	M16	200	8	487.5	3.0
150	960	2380	4140	2070	1970	M16	200	8	585	3.2
175	1040	2650	4140	2070	1970	M16	200	8	682.5	3.2
200	1120	2900	4140	2070	1970	M16	200	8	780	3.3
225	1200	3350	4450	2380	2280	M16	200	8	877.5	3.3
250	1300	3580	4450	2380	2590	M16	200	8	975	3.5
300	1600	4050	4760	2690	2590	M16	200	8	1170	3.5
350	1900	5500	5060	1780	2320	M16	200	12	1365	3.8
400	2050	5800	5060	1780	2320	M16	200	12	1560	3.8
450	2300	6500	5360	2070	2620	M16	200	12	1755	3.8
500	2450	6900	5360	2070	2620	M16	200	12	1950	3.8

註 2: 抽水機揚程是以配管與冷凝器之阻力損失加上冷卻水塔之塔體揚程.

Total Pump Head required for cooling tower water circulation pump is the sum of condenser water pressure drop, piping friction loss and tower head.

ICS 350 ~ 1000 RT 外型尺寸及規格

Dimension & Specification

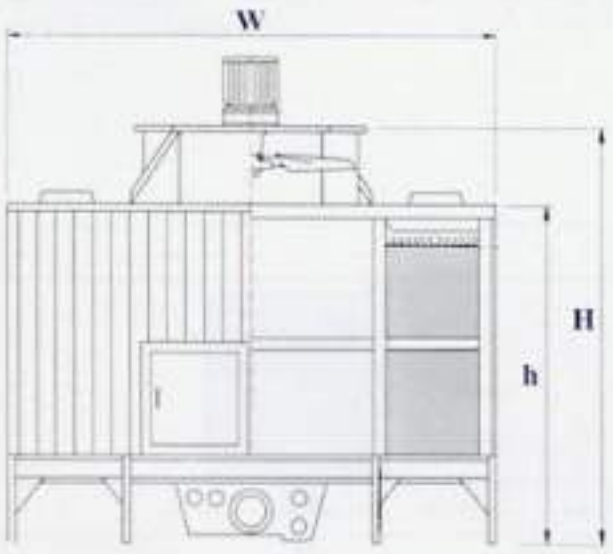

ICS 350 ~ 400 RT

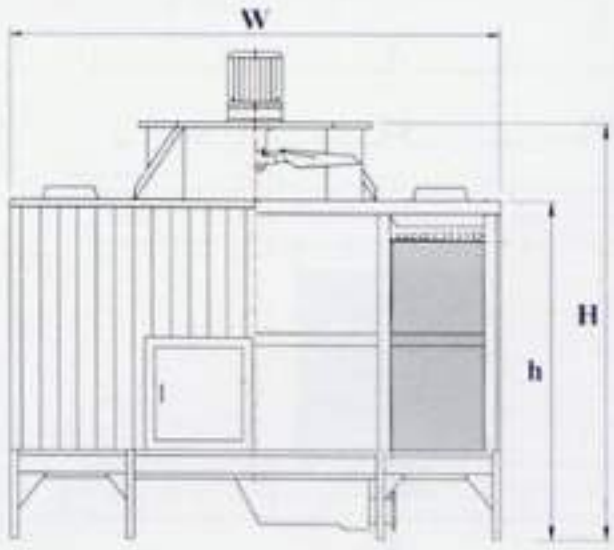

ICS 450 ~ 1000 RT

配管圖(PIPING ILLUSTRATE)

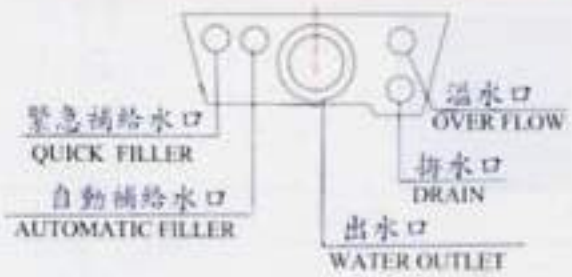

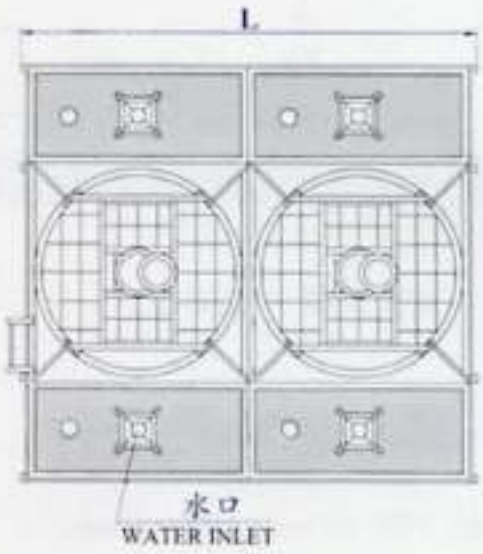

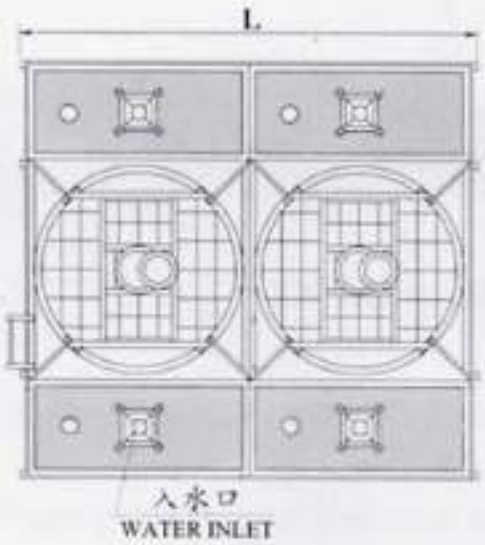

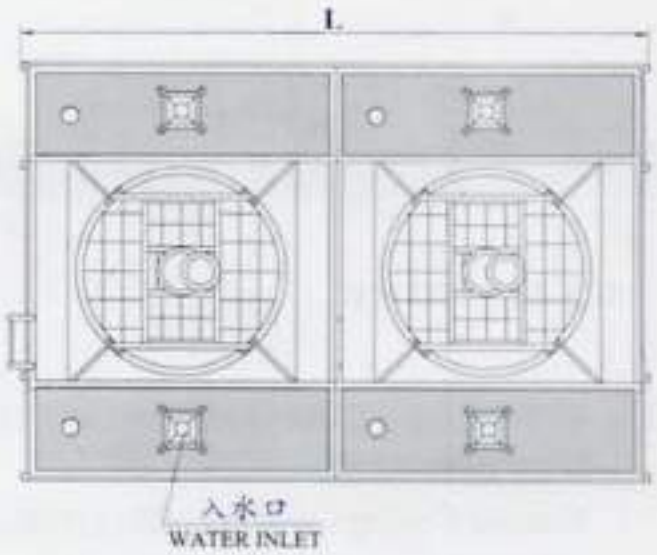

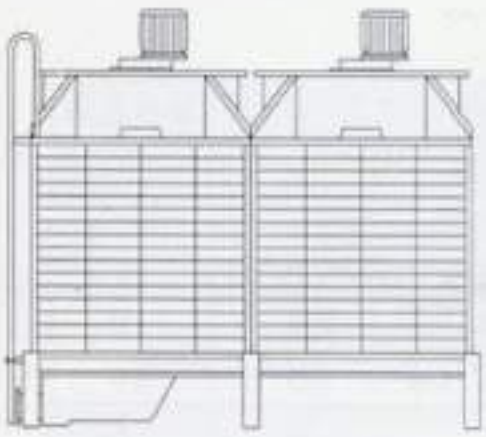

ICS 350 ~ 400 RT

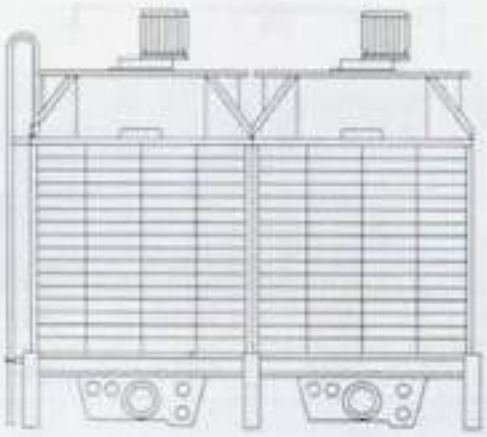

ICS 450 ~ 600 RT

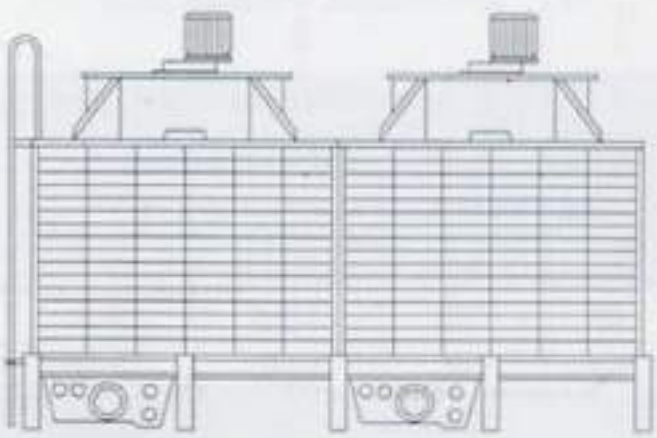

ICS 700 ~ 1000 RT

型式 Tower Model ICS	外型尺寸 DIMENSION (m/m)				配管尺寸 PIPE CONNECTION (A)						馬達 Motor HP	風扇直徑 FAN ϕ m/m	標準水量 Nominal Water Flow L/min
	W	L	H	h	進水 WATER INLET	出水 WATER OUTLET	排水 DRAIN	溢水 OVER FLOW	自動補給 AUTO. FILLER	緊急補給 QUICK FILLER			
350	3890	4290	3300	2700	100 * 4	200	65	65	40	40	5 * 2	1800	4550
400	3890	4290	3500	2900	125 * 4	200	65	65	40	40	5 * 2	1800	5200
450	4200	4910	3400	2700	125 * 4	150 * 2	50 * 2	50 * 2	40 * 2	40 * 2	7.5 * 2	2100	5850
500	4200	4910	3600	2900	125 * 4	200 * 2	65 * 2	65 * 2	40 * 2	40 * 2	7.5 * 2	2100	6500
600	4510	5530	3600	2900	150 * 4	200 * 2	65 * 2	65 * 2	40 * 2	40 * 2	10 * 2	2400	7800
700	4780	7270	3600	3050	150 * 4	200 * 2	65 * 2	65 * 2	40 * 2	40 * 2	10 * 2	2700	9100
800	4780	7270	3800	3250	150 * 4	200 * 2	65 * 2	65 * 2	40 * 2	40 * 2	10 * 2	2700	10400
900	5090	8430	3600	3050	200 * 4	250 * 2	80 * 2	80 * 2	50 * 2	50 * 2	15 * 2	3000	11700
1000	5090	8430	3800	3250	200 * 4	250 * 2	80 * 2	80 * 2	50 * 2	50 * 2	15 * 2	3000	13000

40A = 1-1/2 B　50A = 2 B　65A = 2-1/2 B　80A = 3 B　100A = 4 B　125A = 5B　150A = 6B　200A = 8B　250A = 10B

註: 因技術日新月異，表內規格尺寸如有變動，恕不能隨時奉告。

We reserve the right to make change in the specifications and dimensions without notice.

ICS 350 ~ 1000 RT 基礎尺寸

Foundation Details

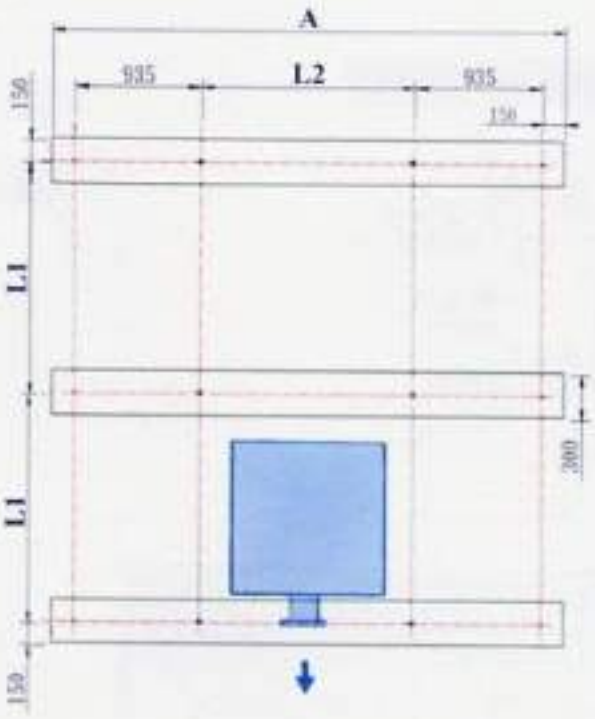

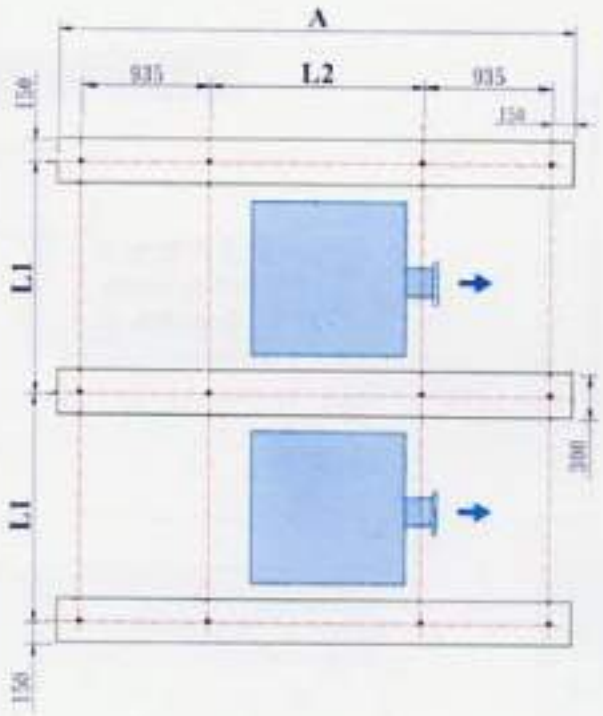

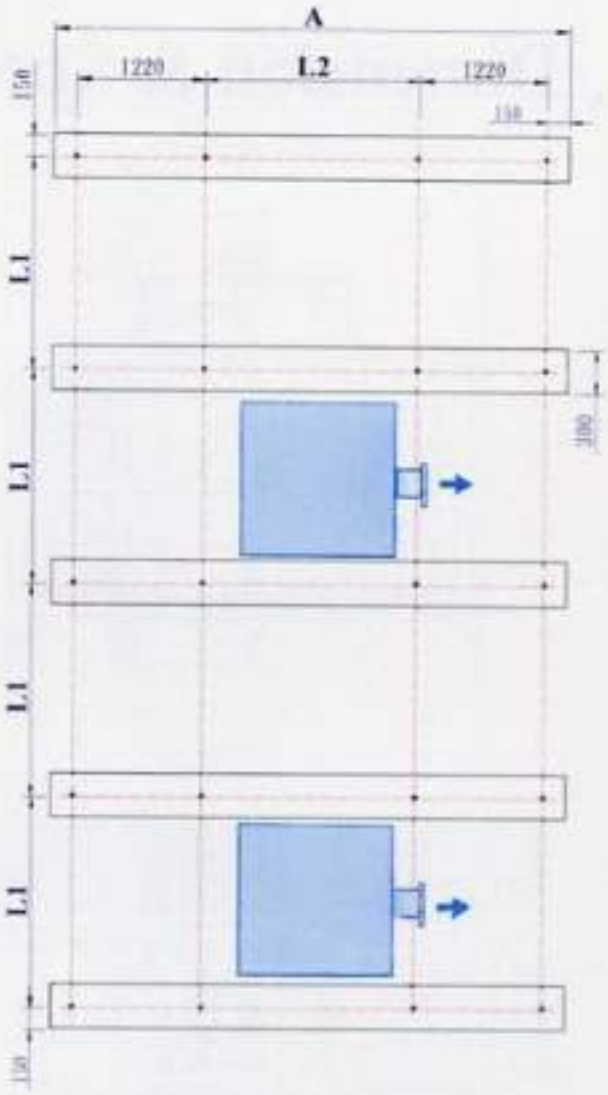

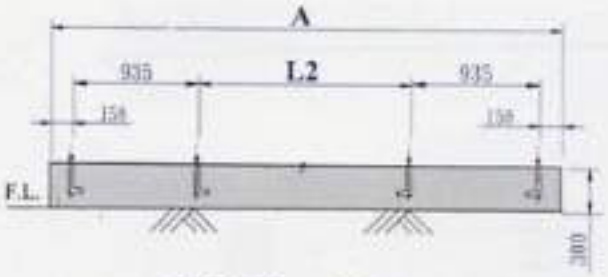

ICS 350 ~ 400 RT

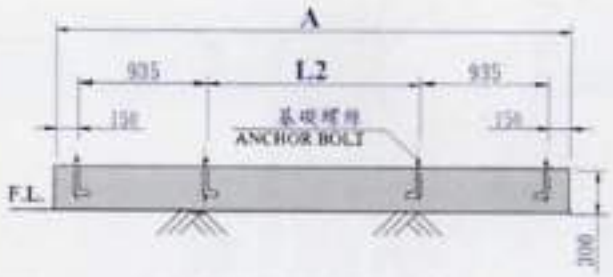

ICS 450 ~ 600 RT

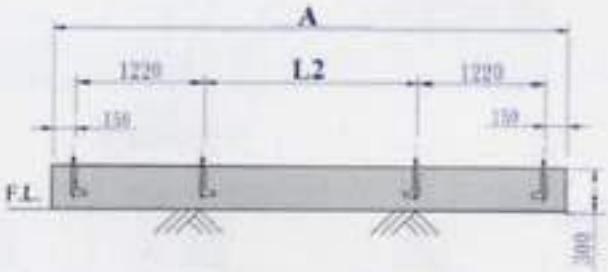

ICS 700 ~ 1000 RT

註 1: 標準冷卻能力(1RT=3,900Kcal / hr) 係以循環水量 13L / min / RT，入口水溫 37℃，出口水溫 32℃，外氣濕球溫度 27℃的條件下設計.

Nominal Cooling Capacity (1RT=3,900Kcal / hr) is based on 13L / min / RT at Inlet Water Temp. 37℃ , Outlet Water Temp. 32℃ and Ambient Wet Bulb Temp. 27℃.

型式 Tower Model ICS	重量 Approx Weight		基礎尺寸 Foundation Dimension			基礎螺絲 Anchor Bolt			標準冷卻能力 Nominal Cooling Capacity (K.Kcal/hr)	塔體揚程 TOWER HEAD (M)
	淨重 DRY (KG)	運轉時重量 Operation (KG)	A (m/m)	L1 (m/m)	L2 (m/m)	規格 Size (m/m)	長度 Length (m/m)	數量 Quantity (pcs)		
350	2040	5300	4140	2070	1970	M16	200	12	1365	3.2
400	2200	5700	4140	2070	1970	M16	200	12	1560	3.3
450	2380	6600	4450	2380	2280	M16	200	12	1755	3.3
500	2600	7100	4450	2380	2280	M16	200	12	1950	3.5
600	3100	7900	4760	2690	2590	M16	200	12	2340	3.5
700	3700	10800	5060	1780	2320	M16	200	20	2730	3.8
800	4000	11400	5060	1780	2320	M16	200	20	3120	3.8
900	4580	12800	5360	2070	2620	M16	200	20	3510	3.8
1000	4800	13600	5360	2070	2620	M16	200	20	3900	3.8

註 2: 抽水機揚程是以配管與冷凝器之阻力損失加上冷卻水塔之塔體揚程.

Total Pump Head required for cooling tower water circulation pump is the sum of condenser water pressure drop, piping friction loss and tower head.

ICS 675 ~ 1500 RT 外型尺寸及規格

Dimension & Specification

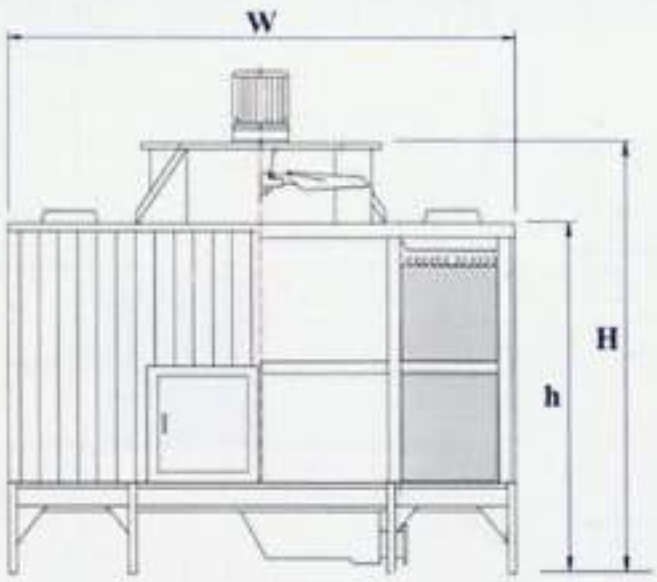

配管圖(PIPING ILLUSTRATE)

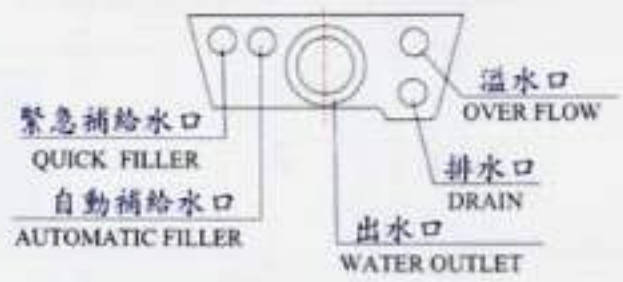

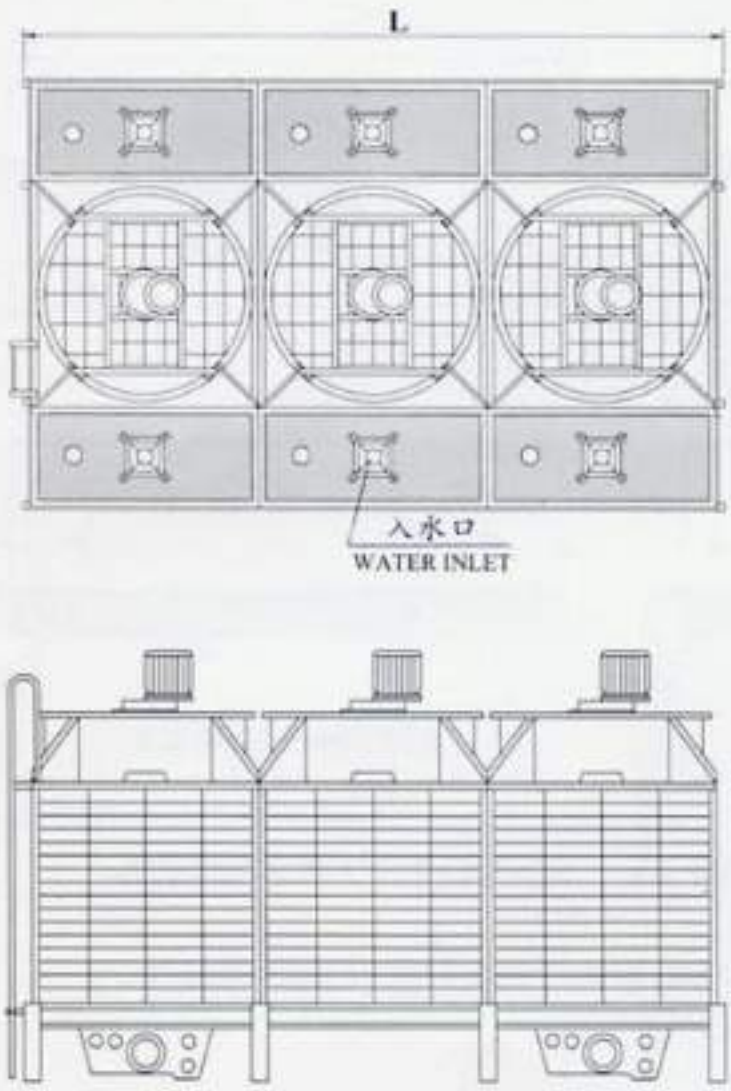

ICS 675 ~ 900 RT

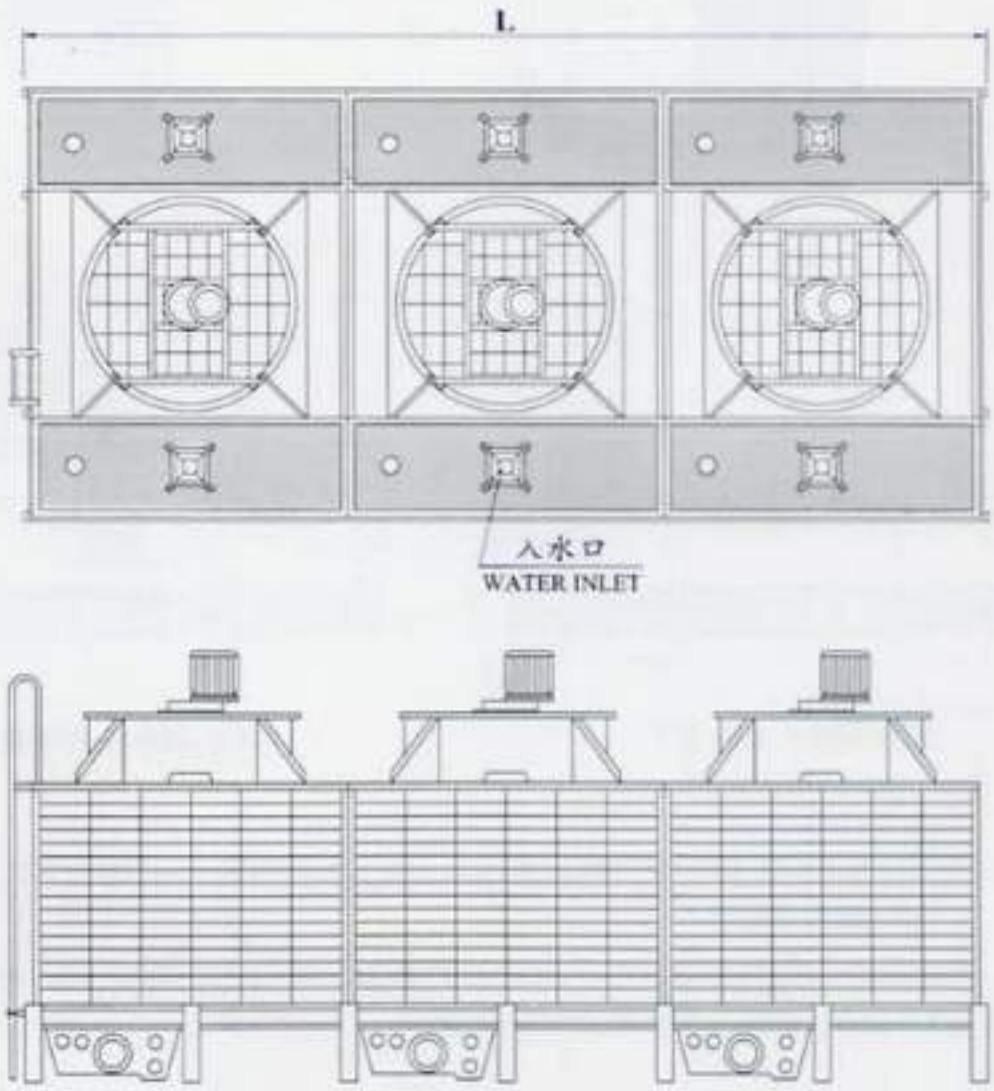

ICS 1050 ~ 1500 RT

型式 Tower Model ICS	外型尺寸 DIMENSION (m/m)				配管尺寸 PIPE CONNECTION (A)						馬達 Motor HP	風扇直徑 FAN φ m/m	標準水量 Nominal Water Flow L/min
	W	L	H	h	進水 WATER INLET	出水 WATER OUTLET	排水 DRAIN	溢水 OVER FLOW	自動補給 AUTO. FILLER	緊急補給 QUICK FILLER			
675	4200	7290	3400	2700	125 * 6	200 * 2	65 * 2	65 * 2	40 * 2	40 * 2	7.5 * 3	2100	8775
750	4200	7290	3600	2900	125 * 6	200 * 2	65 * 2	65 * 2	40 * 2	40 * 2	7.5 * 3	2100	9750
900	4510	8220	3600	2900	150 * 6	200 * 3	65 * 3	65 * 3	40 * 3	40 * 3	10 * 3	2400	11700
1050	4780	10830	3600	3050	150 * 6	200 * 3	65 * 3	65 * 3	40 * 3	40 * 3	10 * 3	2700	13650
1200	4780	10830	3800	3250	150 * 6	200 * 3	65 * 3	65 * 3	40 * 3	40 * 3	10 * 3	2700	15600
1350	5090	12570	3600	3050	200 * 6	250 * 3	80 * 3	80 * 3	40 * 3	40 * 3	15 * 3	3000	17550
1500	5090	12570	3800	3250	200 * 6	250 * 3	80 * 3	80 * 3	40 * 3	40 * 3	15 * 3	3000	19500

40A = 1-1/2 B　50A = 2 B　65A = 2-1/2 B　80A = 3 B　125A = 5 B　150A = 6B　200A = 8B　250A = 10 B

註: 因技術日新月異，表內規格尺寸如有變動，恕不能隨時奉告。

We reserve the right to make change in the specifications and dimensions without notice.

ICS 675 ~ 1500 RT 基礎尺寸

Foundation Details

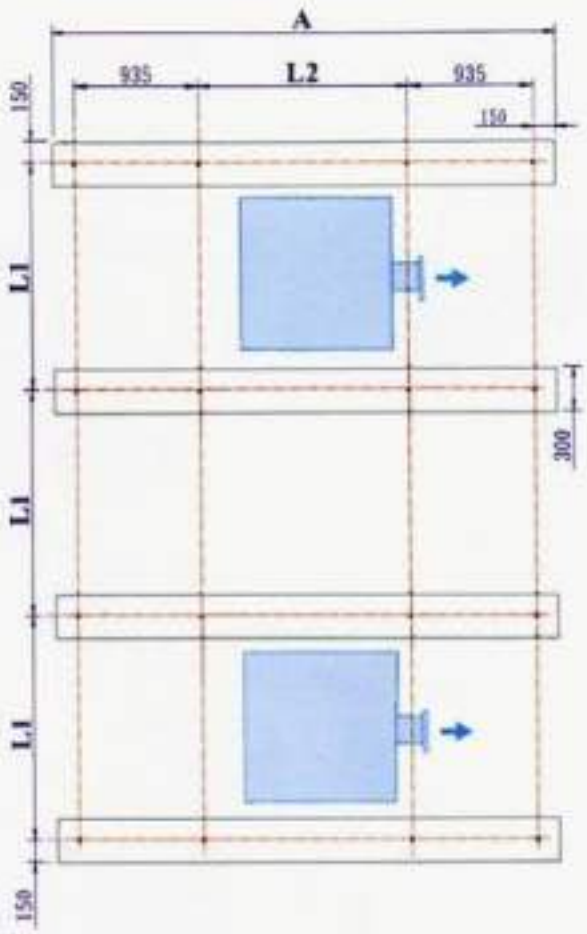

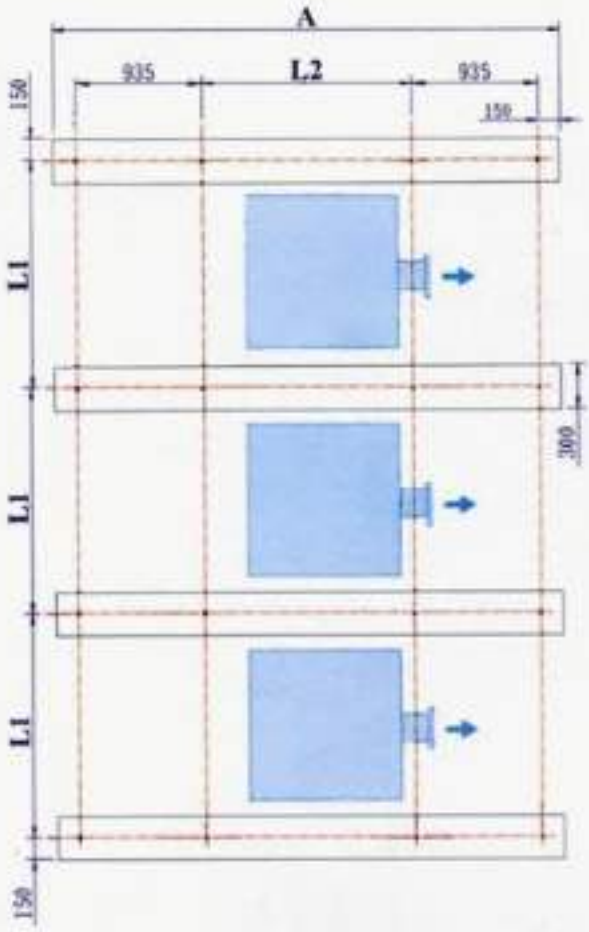

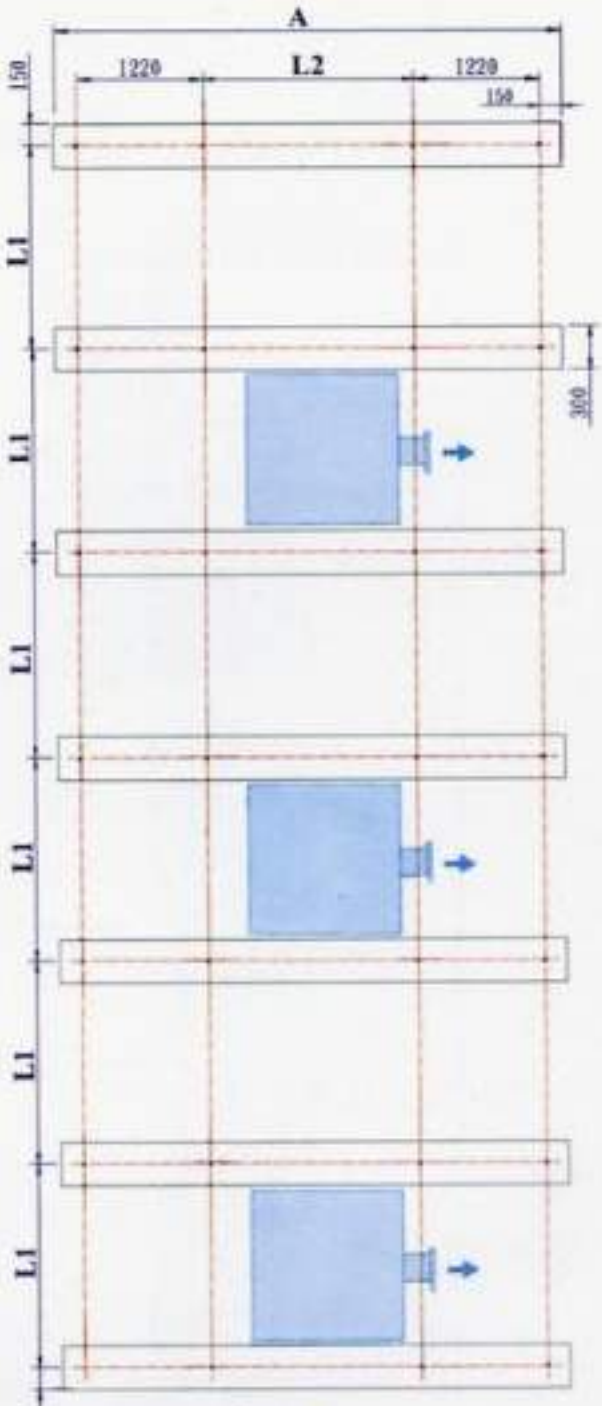

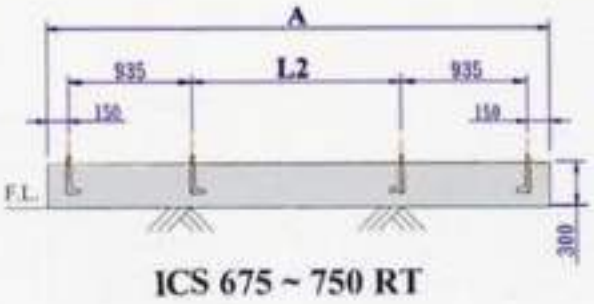

ICS 675 ~ 750 RT



ICS 900 RT



ICS 1050 ~ 1500 RT

註 1: 標準冷卻能力（1RT=3,900Kcal / hr）係以循環水量 13L / min / RT，入口水溫 37℃，出口水溫 32℃，外氣濕球溫度 27℃的條件下設計.

Nominal Cooling Capacity (1RT=3,900Kcal / hr) is based on 13L / min / RT at Inlet Water Temp. 37℃ · Outlet Water Temp. 32℃ and Ambient Wet Bulb Temp. 27℃.

型式 Tower Model ICS	重量 Approx Weight		基礎尺寸 Foundation Dimension			基礎螺絲 Anchor Bolt			標準冷卻能力 Nominal Cooling Capacity (K.Kcal/hr)	塔體揚程 TOWER HEAD (M)
	淨重 DRY (KG)	運轉時重量 Operation (KG)	A (m/m)	L1 (m/m)	L2 (m/m)	規格 Size (m/m)	長度 Length (m/m)	數量 Quantity (pcs)		
675	3580	9900	4450	2380	2280	M16	200	16	2632.5	3.5
750	3900	10650	4450	2380	2280	M16	200	16	2925	3.5
900	4700	11950	4760	2690	2590	M16	200	16	3510	3.8
1050	5600	16300	5060	1780	2320	M16	200	28	4095	3.8
1200	6050	17200	5060	1780	2320	M16	200	28	4680	3.8
1350	6800	19300	5360	2070	2620	M16	200	28	5265	3.8
1500	7200	20500	5360	2070	2620	M16	200	28	5850	3.8

註 2: 抽水機揚程是以配管與冷凝器之阻力損失加上冷卻水塔之塔體揚程

Total Pump Head required for cooling tower water circulation pump is the sum of condenser water pressure drop, piping friction loss and tower head.

CTI

MEMBER

INTERCOOL

COOLING TOWER, INC.

QUEZON CITY OFFICE:

NO. 13 SAINT MARY STREET, PARADISE VILLAGE, PROJECT 8, Q.C.
TEL. NO. 924-2797 / 926-9737 FAX NO. (0632) 924-2797
E-mail: intercool@thenet.ph / intercool5@yahoo.com.ph

CEBU OFFICE:

5 SUDLON STREET, LAHUG, CEBU CITY
TEL. NO. (032) 254-6761 * FAX NO. (032) 255-0403

ROBINSONS OFFICE c/o HI-COOL:

19TH FLR., ROBINSONS GALLERIA CORP. CENTER
EDSA CORNER ORTIGAS AVE., QUEZON CITY

FACTORY:

25 TANGUILE STREET, MARIKINA HEIGHTS, MARIKINA CITY, M.M.

Authorized Dealer